

คณะวิทยาศาสตร์ มหาวิทยาลัยนครสวรรค์
เลขรับ..... 1142
วันที่..... 31 ม.ค. 2566
เวลา..... 14:49

Sutinee Potisuwan

From: 信州大学 国際部国際企画課 受入れ担当 <gec_inbound@shinshu-u.ac.jp>
Sent: Friday, January 27, 2023 11:40 AM
Subject: Shinshu University Exchange Student Program Application Guide (for 2023 Fall Inbound Students)
Attachments: Nomination sheet_ver23f.xlsx

<SEE BELOW FOR JAPANESE VERSION>

Dear Exchange Student Program coordinators of our partner universities,

กองพัฒนาภาษาและกิจการต่างประเทศ
มหาวิทยาลัยนครสวรรค์
รับที่..... 0048
วันที่..... 30 ม.ค. 2566 เวลา..... 14:30

Greetings from Shinshu University, Japan.

This is to notify that Shinshu University Application Guide for 2023 Fall Inbound Students has been released on our website:

<https://www.shinshu-u.ac.jp/institution/gec/en/news/exchange-student-program/participants-wantede-1.php>

Because of our exchange program's limited capacity (maximum 20 students per semester), after considering the balance between inbound and outbound exchange students to/from your university, we would like to accept only ONE inbound exchange student (a half year or one year) from your university for 2023 Fall Semester.

If your university has any applicants to this program, please submit an attached nomination sheet from the person in charge of each university via email. The deadline is April 3rd. Around mid-April, we will inform you of the nomination result, then please send the following application documents to Center for Global Education and Collaboration(GEC) by April 28 via e-mail.

REQUIRED DOCUMENTS:

- * Application Package (Sheet1- Sheet4)
- If it is difficult to submit your health certificate (Sheet4) by April 28, please consult us.
- * Academic Transcript
- * Copy of Passport
- * Financial supporter's Certificate of Bank Deposit Balance
- * Copy of Evidence of Language Proficiency (If available)
- * Information sheet for applying a Certificate of Eligibility (COE)
- * Student's Photo (We use it for COE application and to make student ID card)

The program outline and the voices of the participants can be found from:

https://www.shinshu-u.ac.jp/institution/gec/en/prospective_students/gec_exchange_student_program/

If you need more information or help, please feel free to contact me.
Thank you for your cooperation in advance.

Sincerely,
Kenji Harada

Kenji Harada
Exchange Program Coordinator (Inbound)
Shinshu University Division of International Planning
3-1-1 Asahi, Matsumoto, Nagano 390-8621, Japan
Tel:(+81)263 37 3360 FAX:(+81)263 37 2181
Email:gec_inbound@shinshu-u.ac.jp

เรียน อธิการบดี

ด้วย Shinshu University ประชาสัมพันธ์เปิดรับสมัครนิสิต จากมหาวิทยาลัยนเรศวร จำนวน 1 ราย ภายใต้โครงการแลกเปลี่ยน นิสิต ณ Shinshu University Global Education Center, Shinshu University, Fall semester 2023 ประเทศญี่ปุ่น ระยะเวลา 1 ภาค การศึกษา ระหว่างวันที่ 14 กันยายน 2566 - 30 มกราคม 2567 เพื่อ ศึกษาภาษาญี่ปุ่น แบบลงทะเบียนเรียน โดยนิสิตที่ได้รับการคัดเลือก นิสิตจะได้รับการยกเว้นค่าธรรมเนียมการศึกษา จาก Shinshu university ตามเงื่อนไข MoU ซึ่งนิสิตต้องเป็นผู้รับผิดชอบค่าใช้จ่าย อื่น ๆ ทั้งหมด และนิสิตผู้ประสงค์เข้าร่วมโครงการฯ ต้องมีคุณสมบัติ เป็นไปตามเงื่อนไขที่กำหนด ดังเอกสารแนบ 1 และขอได้โปรดส่ง เอกสารประกอบการสมัครผ่านคณะต้นสังกัด

อนึ่ง หากคณะประสงค์เสนอชื่อนิสิตเข้าร่วมโครงการแบบ ขาออกข้างต้น ขอได้โปรดพิจารณาในส่วนการรับนิสิตเข้า จาก Shinshu พร้อมสนับสนุนค่าใช้จ่ายตามเงื่อนไข MoU ด้วย

จึงเรียนมาเพื่อโปรดพิจารณา เห็นควรเวียนแจ้งคณะ/ วิทยาลัยเพื่อประชาสัมพันธ์รับสมัครนิสิต และประชาสัมพันธ์ผ่าน เว็บไซต์กองพัฒนาภาษาฯ และเฟซบุ๊ก NU Scholarships และขอได้ โปรดเสนอชื่อยังกองพัฒนาภาษาและกิจการต่างประเทศ ภายในวันที่ 17 มีนาคม 2566 เพื่อคัดเลือกนิสิตและเสนอชื่อไปยัง Shinshu University ต่อไป

ส่ง
30 ม.ค. 66
30 ม.ค. 66

ลงชื่อ

(นายจักรกฤษณ์ เฟื่องปรางค์)

ผู้อำนวยการกองพัฒนาภาษาและกิจการต่างประเทศ

วันที่ 30 มกราคม 66

() ดำเนินการตามเสนอ

() อื่น ๆ

ลงชื่อ

(ดร. พิสุทธิ์ อภิขยกุล)

รองอธิการบดีฝ่ายวิเทศสัมพันธ์และการถ่ายทอดเทคโนโลยี

ปฏิบัติราชการแทน อธิการบดีมหาวิทยาลัยนเรศวร

วันที่ 30 / 1 / 66



เปิดรับสมัครนิสิตจำนวน 1 ราย ภายใต้โครงการ
แลกเปลี่ยนนิสิต Fall semester 2023 ณ
Shinshu University Global Education
Center, Shinshu University,
ประเทศญี่ปุ่น
เพื่อศึกษาภาษาญี่ปุ่น แบบลงทะเบียนเรียน
ระยะเวลา 1 ภาคเรียน ระหว่างวันที่
14 กันยายน 2566 - 30 มกราคม 2567

- ฟรีค่าธรรมเนียมการศึกษา
- มีโอกาสได้รับทุนสนับสนุนราย
เดือนจากรัฐบาลญี่ปุ่น JASSO



DOWNLOAD

<https://bit.ly/3XLiLcm>
โปรดศึกษารายละเอียดโครงการ
คุณสมบัติผู้สมัคร และเอกสาร
ประกอบการสมัครได้ที่

ยื่นเอกสารสมัครผ่านคณะทันตสังกัด
ภายในวันที่ 17 มีนาคม 2566



+++++

信州大学の大学間交流協定校

交換留学生プログラム担当者 様

いつもお世話になっております。信州大学国際企画課の原田です。

信州大学交換留学生プログラム(2023年秋期受入)を下記URLに掲載しましたのでお知らせいたします。

<https://www.shinshu-u.ac.jp/institution/gec/news/cat/2023-10.php>

信州大学交換留学生プログラムのキャパシティ（毎学期20名）及びこれまでの学生受入と派遣実績のバランス等を参考に、2023年秋期は貴大学から1名のみ（半年または1年）を受入れたいと思っています。

つきましては、貴大学で信州大学交換留学プログラムへの参加希望者がいる場合は、まずは各大学担当者様よりノミネーションシートの提出を4月3日までにメールで添付してください。

4月中旬頃に、ノミネーション結果をご連絡しますので、連絡を受けたら

下記申請書類を4月28日まで信州大学グローバル化推進センターに電子メールで送付してください。

提出書類：

・ 交換留学生申請パッケージ (Sheet1- Sheet4)

※健康診断書 (Sheet4) の4月28日までの提出が難しい場合はご相談ください。

・ 成績証明書

・ パスポートのコピー

・ 経費支弁者の銀行預金残高証明書

・ 言語能力証明書のコピー（ある場合）

・ 在留資格認定証明書 (COE) 申請のための情報シート

・ 学生の顔写真 (COE申請と学生証作成用)

郵送で送付していただくとともに、データでも送付していただけますと幸いです。

本プログラムの概要や参加者の声については以下のURLをご覧ください。

https://www.shinshu-u.ac.jp/institution/gec/prospective_students/gec_exchange_student_program/

質問等ありましたら、お気軽にお問い合わせください。よろしく申し上げます。

原田 健司

信州大学国際部国際企画課

〒390-8621 長野県松本市旭3-1-1

Tel: (+81)263 37 3360 (内線 811-7314)

Fax: (+81)263 37 2181

Email: gec_inbound@shinshu-u.ac.jp

**หนังสือยินยอมและรับทราบค่าใช้จ่ายในการเข้าร่วม
โครงการแลกเปลี่ยนนิสิต (Fall 2023) ณ Shinshu University ประเทศญี่ปุ่น**

1. Shinshu University รับผิดชอบค่าธรรมเนียมการศึกษาตลอดโครงการ
2. ระยะเวลาเข้าร่วมโครงการ คือ ระหว่างวันที่ 14 กันยายน 2566 - 30 มกราคม 2567 เป็นระยะเวลา 1 ภาคการศึกษา
3. นิสิตผู้เข้าร่วมโครงการต้องเป็นผู้รับผิดชอบค่าใช้จ่าย โดยประมาณการ รายละเอียดดังนี้

ที่	รายการ	จำนวนเงิน	
		เยนญี่ปุ่น	บาท*
1.	ที่พัก นิสิตสามารถเลือกประเภทที่พักได้		
	1. หอพักนิสิตต่างชาติ (International House) ไม่รวมค่าส่วนกลาง ค่าน้ำ และค่าแก๊ส	4,755เยน/เดือน	1,237บาท/เดือน
	2. หอพักนิสิตเอกชน (Private Apartment) ไม่รวมค่าส่วนกลาง ค่าน้ำ และค่าแก๊ส	35,000-50,000เยน/เดือน	9,100-13,000บาท/เดือน
	3. ค่าส่วนกลางแรกเข้า	42,00เยน	10,920 บาท
2.	ค่าใช้จ่ายส่วนตัวรายเดือน	80,000เยน/เดือน	20,800บาท/เดือน
3.	ค่าเดินทาง		
	1. ค่าตัวเครื่องบินระหว่างประเทศไปกลับ	-	30,000บาท
	2. ค่าเดินทางภายในประเทศญี่ปุ่น (จากสนามบิน-มหาวิทยาลัย)	7,000-15,000เยน	1,820-3,900บาท
4.	ค่าหนังสือเดินทาง (Passport) (กรณียังไม่มี)	-	1,000บาท
5.	ค่าธรรมเนียมวีซ่าเข้าประเทศญี่ปุ่น	-	1,600บาท
6.	ค่าประกันสุขภาพในประเทศญี่ปุ่น (มหาวิทยาลัย Shinshu บังคับและไม่สามารถใช้ประกันสุขภาพที่มีอยู่ในประเทศไทยทดแทนได้)	3,000เยน/เดือน	780บาท/เดือน
7.	ค่าประกันชีวิตจากภัยพิบัติและอุบัติเหตุ (เป็นตัวเลือกที่แนะนำโดยมหาวิทยาลัย Shinshu)	15,500เยน/ปี	4,030บาท/ปี
8.	ค่าอุปกรณ์ หนังสือเรียน	ขึ้นอยู่กับรายวิชาที่เลือกเรียน	

*อัตราแลกเปลี่ยน ณ วันที่ 30 มกราคม 2566 คือ 26 บาท ต่อ 100 เยนญี่ปุ่น

ข้าพเจ้าได้อ่านรายละเอียดข้างต้น โดยยินยอมและรับทราบค่าใช้จ่ายการเข้าร่วมโครงการเป็นที่เรียบร้อยแล้ว และหากข้าพเจ้าไม่สามารถเข้าร่วมโครงการฯ ไม่ว่าจะกรณีใดๆ ข้าพเจ้ายินดีเป็นผู้รับผิดชอบค่าใช้จ่ายที่เกิดขึ้นทั้งหมด

ลงชื่อ (ผู้สมัครเข้าร่วมโครงการ)

(.....)

วันที่ เบอร์โทรศัพท์

สำหรับบิดา/มารดา/ผู้ปกครอง

ข้าพเจ้า นาย/นาง/นางสาว.....เกี่ยวข้องกับเป็นผู้แทนโดยชอบธรรมตาม
กฎหมายของนาย/นาง/นางสาว.....คณะ..... โดยเกี่ยวข้อง
เป็น.....โทรศัพท์ติดต่อ..... Line ID (ถ้ามี):.....

ขอรับรองว่านิสิตมีสุขภาพ ร่างกายและจิตใจพร้อมที่จะเข้าร่วมโครงการครบถ้วนตามระยะเวลาที่กำหนดพร้อม
รับทราบและยินดีสนับสนุนค่าใช้จ่ายของนิสิตข้างต้นในการเข้าร่วมโครงการฯ

ลงชื่อ (ผู้ปกครองของผู้สมัครเข้าร่วมโครงการ)

(.....)

วันที่

โครงการแลกเปลี่ยนนิสิต Shinshu University Exchange Student Program, Fall 2023
ณ Shinshu University Global Education Center ประเทศญี่ปุ่น

ประเภทกิจกรรม

นิสิตมหาวิทยาลัยนเรศวรที่ผ่านการคัดเลือก จำนวน 1 ราย เดินทางไปศึกษาภาษาญี่ปุ่นแบบลงทะเบียนเรียน ได้มีโอกาสเรียนรู้ด้านวัฒนธรรม การใช้ชีวิตตลอดจนความเป็นอยู่ท่ามกลางสภาพแวดล้อมจริงในสังคมประเทศญี่ปุ่น รวมถึงได้มีโอกาสเข้าร่วมกิจกรรม อาทิเช่น การทัศนศึกษาในสถานที่ต่างๆ เพื่อเป็นการเพิ่มศักยภาพและทักษะการใช้ภาษาญี่ปุ่น และเป็นการเปิดโลกทัศน์ของนิสิตมากยิ่งขึ้น

ระยะเวลา/สถานที่การเข้าร่วมโครงการ

การเข้าร่วมโครงการฯ ระหว่างวันที่ 14 กันยายน 2566 - 30 มกราคม 2567 เป็นระยะเวลา 1 ภาคการศึกษา ณ Shinshu University Global Education Center, Shinshu University ประเทศญี่ปุ่น

คุณสมบัติ/เงื่อนไขการเข้าร่วมโครงการ

1. เป็นนิสิตมหาวิทยาลัยนเรศวร ในระดับปริญญาตรี และมีสถานภาพเป็นนิสิตมหาวิทยาลัยนเรศวรจนเสร็จสิ้นโครงการฯ
2. นิสิตมีผลการเรียนเฉลี่ยไม่ต่ำกว่า 3.00
3. นิสิตมีผลคะแนนภาษาอังกฤษ Cambridge English Placement Test (CEPT) ไม่น้อยกว่าระดับ B1 คือ 30 คะแนนขึ้นไป หรือผลคะแนนทดสอบภาษาอังกฤษ IELTS หรือ TOEFL เทียบเท่าในระดับเดียวกับผลคะแนนของ CEPT
4. มีทักษะด้านภาษาญี่ปุ่นขั้นพื้นฐาน และสามารถสื่อสารภาษาญี่ปุ่นได้ เนื่องจากการเรียนการสอนเป็นภาษาญี่ปุ่น และสามารถสื่อสารภาษาอังกฤษได้ในระดับดี
5. สามารถเข้าร่วมกิจกรรมได้ตลอดระยะเวลาโครงการ
6. มีสุขภาพสมบูรณ์ แข็งแรง มีมนุษยสัมพันธ์ดี บุคลิกภาพดี กล้าแสดงออก และมีความกระตือรือร้น
7. ผู้ปกครองและนิสิตต้องรับทราบเงื่อนไขการรับทุนและยินยอมสนับสนุนค่าใช้จ่ายอื่นๆ ทั้งหมด
8. นิสิตต้องส่งรายงาน และนำเสนอผลการเข้าร่วมโครงการต่อคณะผู้บริหารมหาวิทยาลัยภายใน 30 วัน หลังจากเสร็จสิ้นโครงการฯ

การสนับสนุนค่าใช้จ่าย

1. Shinshu University ยกเว้นค่าธรรมเนียมการศึกษา
2. นิสิตเป็นผู้รับผิดชอบค่าใช้จ่ายส่วนอื่นๆ ทั้งหมด

เอกสารประกอบการยื่นสมัคร

1. ใบสมัครเข้าร่วมโครงการและเอกสารการสมัครตามแบบฟอร์มทั้งหมดของ Shinshu University ตั้งเอกสารแนบท้าย หรือสามารถ download ได้ที่ <https://bit.ly/3XLiLcm> หรือสแกน QR code ด้านข้างนี้ *กรุณากรอกให้ครบทุกหน้า
2. ใบแสดงผลการเรียน (Transcript) ฉบับจริง
3. หนังสือรับรองนิติศ ฉบับภาษาอังกฤษ
4. ผลคะแนนภาษาอังกฤษ Cambridge English Placement Test (CEPT)
5. ผลคะแนนภาษาญี่ปุ่น Japanese Language Proficiency Test: JLPT (ถ้ามี)
6. หนังสือยินยอมและรับทราบค่าใช้จ่ายในการเข้าร่วมโครงการฯ
7. ประกาศนียบัตร/เอกสารอื่นๆ ที่ได้ผ่านการอบรม และ/หรือ การเข้าร่วมกิจกรรมที่เกี่ยวข้องกับภาษาญี่ปุ่น (ถ้ามี)
8. สำเนาหนังสือเดินทาง (Passport) (ถ้ามี)



*****ทั้งนี้ สำเนาเอกสารทุกฉบับขอให้รับรองสำเนาถูกต้อง และหากเอกสารการสมัครไม่ครบถ้วน สมบูรณ์ตามรายการข้างต้น มหาวิทยาลัยถือว่าขาดคุณสมบัติ และไม่มีสิทธิ์เข้ารับการสอบสัมภาษณ์*****

กำหนดการรับสมัครและการคัดเลือก

ขอให้นิติศผู้ประสงค์เข้าร่วมโครงการฯ ยื่นเอกสารประกอบการสมัครผ่านคณะ/วิทยาลัยต้นสังกัด ภายในวันที่ 17 มีนาคม 2566 โดยมหาวิทยาลัยเป็นผู้ประกาศผลการคัดเลือกนิติศเข้าร่วมโครงการ จำนวน 1 ราย โดยผู้ผ่านการคัดเลือกเข้าร่วมโครงการในระดับมหาวิทยาลัยข้างต้น จะเป็นตัวแทนมหาวิทยาลัยเพื่อเสนอชื่อไปยัง Shinshu University เท่านั้น การพิจารณารับเข้าศึกษาเป็นสิทธิ์ของ Shinshu University ให้ถือเป็นที่สุด

สอบถามรายละเอียดเพิ่มเติม

สอบถามรายละเอียดเพิ่มเติมได้ที่ คุณสุจินี โปธิสุวรรณ งานส่งเสริมความร่วมมือระหว่างประเทศ กองพัฒนาภาษาและกิจการต่างประเทศ ชั้น 5 อาคารบริการเทคโนโลยีสารสนเทศและการสื่อสาร โทร. 055-961645 E-mail: sutineep@nu.ac.th

INFORMATION SHEET

for Shinshu University Student Exchange Application in Academic Year 2023 -2024

1. General Information:

Name of University:	SHINSHU UNIVERSITY	
Website of University:	https://www.shinshu-u.ac.jp/	
Website for exchange student program:	https://www.shinshu-u.ac.jp/institution/gec/en/prospective_students/gec_exchange_student_program/	
Contact persons for incoming exchange students:	Kenji Harada (Mr.) Exchange program coordinator, Shinshu University Division of International Planning 3-1-1 Asahi, Matsumoto, Nagano, 390-8621, Japan E-mail Address: gec_inbound@shinshu-u.ac.jp Telephone Number: +81-263-37-3360 Fax Number: +81-263-37-2181	Tomonori Sato(Mr.) Professor, Shinshu University Center for Global Education and Collaboration (GEC) 3-1-1 Asahi, Matsumoto, Nagano, 390-8621, Japan E-mail Address: stomo@shinshu-u.ac.jp Telephone Number: +81-263-37-3227 Fax Number: +81-263-37-3227

2. Academic Calendar (tentative) :

Dates	1st semester 2023	2st semester 2023
Designated or recommended date of arrival:	March 31, 2023	September 14, 2023
Date students can move into accommodation:	March 31, 2023	September 14, 2023
Orientation and procedures dates:	March 31, 2023 ~ April 7, 2023	September 14, 2023~ September 22, 2023
Classes start ~ end:	April 10, 2023 ~ July 28, 2023	September 25, 2023 ~ January 29, 2024
Registration deadline:	April 19, 2023	October 9, 2023
Exam period	July 31, 2023 ~August 4, 2023	January 23, 2024 ~ January 29, 2024
Vacation (Summer / Spring):	August 5, 2022~ Late September, 2022	January 30, 2024 ~ March 31, 2024
Transcript offered: * Will be mailed to your home university.	Early October, 2023	Early April, 2024

3. Academic and Enrollment Information:

Length of the exchange period:	One or two semesters	
Qualifications for incoming exchange students:	Enrolled student year:	No requirements, but must be enrolled as a degree-seeking student at their home university for the entire exchange study period at Shinshu University.
	Language Proficiency:	For Japanese Learning: None; For Major Subjects: Fluent enough to understand classes in Japanese
	Extra Qualifications:	To prove they are able to maintain themselves financially for the duration of their exchange in Japan. Must respond to various surveys from Shinshu University.
Language for exchange students:	Japanese	
Certificate requirement:	Take at least 10 credits per year (5 credits a semester), be present at the end-of-program presentation.	
Visa requirements:	To apply for a student visa, students will be required to submit a Letter of Acceptance and a Certificate of Eligibility (COE) (which will be sent to you) to the appropriate Japanese Embassy or Consulate for your area.	

4. Application Procedure:

Dates	For Semester 1 (Spring 2023)	For Semester 2 (Fall 2023)
Nomination Period:	~October 14, 2022 ※We will notify the results around mid-October.	~April 3, 2023 ※We will notify the results around mid-April.
Application Period:	~November 2, 2022 ※Students who have passed the nomination should submit the following documents via their university.	~April 28, 2023 ※Students have passed the nomination should submit the following documents via their university.
Required documents for application: (Please send by e-mail within the application period)	<ul style="list-style-type: none"> ■ Cover Page of Application Package (to be completed by the home university contact person) <Sheet1> ■ Application Document Checklist <Sheet2> ■ Application Form <Sheet3> ■ Medical Certificate <Sheet4> * If it is difficult to submit by the deadline, please consult beforehand. ■ Original Academic Transcript (in English or Japanese) ■ Copy of Passport ■ Financial supporter's Certificate of Bank Statement Minimum amount (Equivalent to JPY500,000 for one-semester exchange; JPY1,000,000 for one-year exchange) ■ If available, Copy of Evidence of Language Proficiency ■ Information sheet for applying a Certificate of Eligibility (COE) * Submission through the e-mail ■ Facial photo. 	
Submission address (submitted via email)	Shinshu University Center for Global Education and Collaboration : gec_inbound@shinshu-u.ac.jp	
Notify each partner university of results	Early December, 2022	Early June, 2023

5. Accommodation:

Housing Application Deadline:	Information will be provided at the time of acceptance notification.	
Housing available to exchange students:	<ul style="list-style-type: none"> • International house (Off Campus, Rent fee: JPY4,755/month, Other fee: JPY58,300/year) • Private apartment(Off Campus, Rent fee: JPY35,000~JPY50,000/month~, Other fee: JPY30,000~/year and initial costs might occur.) * Due to the number of rooms available in the International House, it may not be possible to fulfill the request. 	
Approximate expenses: *The information is an estimation of the monthly expenditure of a reasonably economical international student at Shinshu University. Expenses will vary according to personal taste and lifestyle.	Total: JPY50,255~122,500/month Housing: JPY4,755~50,000/month Books/Supplies: JPY2,000~3,000/month Local Transportation: JPY500~1,500/month Utility Charge(gas, electricity, water): JPY10,000-15,000/month Meals: JPY25,000~35,000/month Personal/Miscellaneous: JPY5,000~15,000/month Insurance: JPY3,000/month	

6. Pick-up :

Pick-up Service:	No, but an Access Guidebook will be sent to students before coming.
------------------	---

7. Insurance:

Approximate cost:	We require all exchange students to purchase Natinal Health Insurance(Kokuho) and must participate in the University Co-op's insurance. Natinal Health Insurance: around JPY 1,800/ month University Co-op's insurance: JPY 15,500/ year.
-------------------	---

8. Scholarship:

How to apply:	Please refer to the Exchange Student Program Application Guidelines and Application Form.
Amount:	JPY80,000/month



NEWS

TOP > NEWS > 【Participants wanted】 Exchange Student Program Application Guide (for Fall 2023)

Exchange Student Program 2023.01.27

【Participants wanted】 Exchange Student Program Application Guide (for Fall 2023)

◆ Application Guide

1. [Information Sheet](#)
2. [Application Guidelines](#)

◆ Application Procedure

1. Each Partner University is asked to do a nomination by April 3, 2023.
Then we will contact each partner university after the nomination.

Please submit the following application documents to the Center for Global Education and Collaboration (GEC) at Shinshu University via e-mail by April 28.

- ◇ Nomination Sheet: [EXCEL](#)
- ◇ Exchange Student Program Application Package: [EXCEL](#) / [PDF](#)
- ◇ Academic Transcript
- ◇ Copy of Passport
- ◇ Financial Supporter's Certificate of Bank Deposit
- ◇ Evidence of Language Proficiency (if available)
- ◇ Information sheet for applying a Certificate of Eligibility (COE): [EXCEL](#)
- ◇ Facial photo.

2. GEC will notify each partner school of the results by early June 2023, issue a Letter of Acceptance, and proceed with visa-related documents and housing arrangements.

◆ Flowchart


Please have a look at [this chart](#).

◆ Send application documents to:

gec_inbound@shinshu-u.ac.jp

Shinshu University Center for Global Education and Collaboration

Categories

Select Category 

Monthly

Select Month 



PREV



Back to the List

NEXT



1
TOP

Center for Global Education and Collaboration

3-1-1 Asahi, Matsumoto City, Nagano 390-8621, Japan

[Sitemap](#)

[Site Policy](#)

[Privacy](#)

[Disclosure](#)



Copyright © Shinshu University All right reserved.

Application Guidelines for Shinshu University Center for Global Education and Collaboration (GEC) Exchange Student Program (Fall Semester 2023)



About Shinshu University's exchange programmes

There are two main categories of exchange programmes at Shinshu University.

- A : Belongs to Shinshu University's Center for Global Education and Collaboration (GEC) as an exchange student, with a focus on studying Japanese language.
- B : Belong to each faculty/graduate school as an exchange student, studying specialised undergraduate courses, research, etc.

This application guideline is for

A : This is a guide for those who are exchange students belonging to the GEC and study mainly Japanese. Students who have a certain level of Japanese may also take undergraduate courses (specialized courses) offered at the Matsumoto Campus.

For B, the conditions for acceptance as an exchange student differ depending on the faculty or graduate school to which the student belongs. (Most undergraduate courses are offered in Japanese. A high level of Japanese language proficiency is required).

For details, please ask each faculty.

https://www.shinshu-u.ac.jp/institution/gec/prospective_students/contact_list_of_faculties_graduate_schools/

Campus Location	Faculty	Contact email address
① Matsumoto Campus	Faculty of Arts https://www.shinshu-u.ac.jp/faculty/arts/english/	jpgakumu1@shinshu-u.ac.jp
	Faculty of Economics and Law https://www.shinshu-u.ac.jp/faculty/econlaw/ (Japanese only)	k_ryugaku@shinshu-u.ac.jp
	Faculty of Science https://www.shinshu-u.ac.jp/faculty/science/english/ (Japanese only)	ask (gec_inbound@shinshu-u.ac.jp)
	School of Medicine https://www.shinshu-u.ac.jp/faculty/medicine/eng/	mداigak@shinshu-u.ac.jp
	School of Health Sciences https://www.shinshu-u.ac.jp/faculty/medicine/health/ (Japanese only)	ho_kokusai@shinshu-u.ac.jp
② Nagano (Education) Campus	Faculty of Education https://www.shinshu-u.ac.jp/faculty/education/ (Japanese only)	e_kokusai@shinshu-u.ac.jp
③ Nagano (Engineering) Campus	Faculty of Engineering https://www.shinshu-u.ac.jp/faculty/engineering/global/	tkokusai@shinshu-u.ac.jp
④ Ina Campus	Faculty of Agriculture https://www.shinshu-u.ac.jp/faculty/agriculture/english/	nkokusai@shinshu-u.ac.jp
⑤ Ueda Campus	Faculty of Textile Science and Technology https://www.shinshu-u.ac.jp/faculty/textiles/english/	fkokusai@shinshu-u.ac.jp



- ・ ① Matsumoto Campus and ② to ⑤ Campuses are separated from each other. (It is not possible to be enrolled at the Matsumoto campus and take classes at the other Campus es.
- ・ Students who wish to study on a one-year exchange may spend the first six months studying at the Matsumoto campus and the second six months at another campus, but they will need to move to another location.

If you need help, ask Shinshu University Center for Global Education and Collaboration (GEC) .

E-mail: gec_inbound@shinshu-u.ac.jp

Application Guidelines for Shinshu University Center for Global Education and Collaboration (GEC) Exchange Student Program (Accepted in Fall 2023)

1. Eligibility

Applicants must meet the following requirements.

- (1) You must be enrolled as a degree-seeking undergraduate or postgraduate student at one of our partner universities¹ that signed a Student Exchange Agreement with Shinshu University for your entire study period here. (You will be registered as a special auditing student; therefore, students whose main purpose is to conduct research are not eligible for this program.)
- (2) You must complete one or two semesters in Shinshu University starting from October 2023. Students who wish to study less than a semester (e.g. for a few weeks or for three months) are not eligible to apply.² Please refer to the academic calendar in the following website:

https://www.shinshu-u.ac.jp/institution/gec/prospective_students/basic_information_for_entrance/

We require all self-financed students to provide us with documentations that prove that they are able to maintain themselves financially for the duration of their exchange in Shinshu University. Before the admission, self-financed students must send a bank statement (their own, or that of a close family member) to us showing that they possess funding as follows:

For a one-semester exchange: the equivalent of 500,000 JPY.

For a one-year exchange: the equivalent of 1,000,000 JPY.

- (3) You must participate in various surveys from Shinshu University during you study in Japan and after you returned to your home country.

The Shinshu University Exchange Student Program is competitive. Please be advised that meeting the above requirements does not guarantee admission into the program.

2. Selection

The program will select applicants through the following process.

Step1 [Nominations] ※Application deadline for Shinshu University: April, 3 2023

Please request nominations from the person in charge of exchange programs at your home university.

Step2 [Application Documents] Deadline for application to Shinshu University: April 28 2023

Those who pass the nomination are required to submit documents according to the instructions of their home universities.

Designated forms can be downloaded from the GEC website.

Direct applications from students will not be accepted. Partner universities should send the following required documents to Shinshu University by e-mail.

No.	Items	Notes
1	Cover Page of Application Package<Sheet1>	To be completed by the contact person of your home Univ.
2	Application Document Checklist <Sheet2>	To be completed by the applicant.
3	Application Form <Sheet3>	To be completed by the applicant.

¹ The status of “exchange student” becomes null and void when a student graduates from their home university. Exchange students who wish to pursue their postgraduate study at Shinshu University following this exchange program can prepare for it as a research student and be exempt from tuition fees for up to one year. Please contact us for further details.

² If you wish to study as an exchange student but not under this exchange program, please contact GEC as soon as possible.

4	Certificate of Health <Sheet4>	In English or Japanese.
5	Academic Transcript	Issued by your home Univ.: In English or Japanese.
6	Copy of Passport	Photo page. If you have been to Japan, please send stamp page, too.
7	Financial supporter's Certificate of Bank Statement	In English or Japanese.
8	Copy of evidence of language proficiency	If available
9	Information sheet for applying a Certificate of Eligibility (COE)	Submission through the Email
10	Facial photo	Submission through the Email

Step3 [Selection Meeting] Selection at Shinshu University in May 2023.

Step4 [Sending of acceptance notification and other information] Early June, 2023

We will notify the results to each partner school in early June 2023. In addition, we will take necessary procedures for admission, such as visa and housing arrangements.

Step5 [Application for Certificate of Eligibility (COE) by GEC] Early June, 2023

GEC prepare an application for a Certificate of Eligibility (COE) and apply for it at the Tokyo Regional Immigration Bureau. It usually takes 5 to 8 weeks from application to approval.

3. Tuition Fees

Exchange students under this program are exempt from Shinshu University tuition fees, but are required to pay tuition fees at their home universities.

4. Course Content

Students can take courses offered at Shinshu University, allowing them to study a wide variety of classes from general education courses to specialized courses in Japanese, which is expected to further improve their Japanese language skills and produce highly specialized learning effects.

Class hours at Shinshu University are 90 minutes per class.

① Intensive Japanese Language Course

This course is designed for international students to support their Japanese language learning in areas such as letters, grammar, and conversation. Students will be divided into classes according to their Japanese language proficiency. A Japanese placement test will be conducted and students will be divided into classes.

Class A (equivalent to JLPT N5) 7 lessons/week

Class B (equivalent to JLPT N4) 7 lessons/week

Class C (equivalent to JLPT N3) 7 lessons/week

Class D (equivalent to JLPT N2)*

Class E (equivalent to JLPT N1)*

*Classes D and E will participate in the class ②.

② Japanese language and Japanese studies subjects

In addition to subjects that improve the ability to understand and express Japanese, there are subjects that allow students to learn about "Japan" in depth, such as traditional Japanese culture, Japanese

corporate culture, and business Japanese.

③ Intercultural Collaborative Learning and Multicultural Understanding. Languages: Japanese, English

This is a part of the General Education Course. International students who come to Shinshu University from various countries and Japanese students learn together about international understanding, multicultural conviviality, global careers, etc. while respecting the diverse ideas of the participating students.

In the ICP (Intercultural Co-Learning Project) classes, international students and Japanese students form groups and work together on thematic issues. 2022 academic year, the theme was SDGs, and they summarized their opinions and presented the dramas on ZOOM.

Shinshu University is a member of ICL-Channels (Intercultural Collaborative Learning - Channels) and promotes international collaborative learning in cooperation with other universities in Japan. If students stay for two semesters, they can participate in unique international collaborative learning classes offered by each university.

We recommend international students to take these classes.

④ General education courses (basic specialized subjects) Language: Japanese

All first-year undergraduate students at Shinshu University take classes at the Matsumoto Campus. Students can take liberal arts courses and basic specialized courses offered to first-year undergraduates. Classes are in Japanese. A certain level of Japanese language proficiency is required.

⑤ Undergraduate specialized courses Language: Japanese

Students can attend some of the specialized undergraduate courses offered at the Matsumoto Campus. To be eligible to take these courses, students must be judged to have a certain level of Japanese language proficiency in a Japanese language placement test conducted after their arrival in Japan. You will also need to be approved by the application procedure.

The Japanese language proficiency required to take undergraduate courses is based on the following guidelines.

Test Title	JLPT (Japanese-Language Proficiency Test)	J.TEST (Test of Practical Japanese)	CEFR
Reference Scores	N2~N1	Semi-B or above.	B2 or above

For more information on classes, you can search the syllabus at the URL below. (Japanese only)

<https://campus-3.shinshu-u.ac.jp/syllabusj/Top>

5. Grading and completion requirements

An official academic transcript will be issued upon completion of the program. The transcript will include course titles, grades, and the number of credits earned. Please see the sample on the last page. You are strongly advised to consult with the coordinator in charge of exchange programs at your home university regarding credit transfer before applying to this program.

Please note that an official academic transcript for the 2023 Spring Semester will be issued at the early of October 2023, and for the 2023 Fall Semester at the early of April 2024.

Shinshu University issues a certificate to those who have earned at least 10 credits for the full year (at least 5 credits per half-year) and made a presentation.

6. Accommodation, apartment, living expenses

Shinshu University offers university dormitory (Matsumoto International House) . In order to make your life more fulfilling, we will give exchange students priority to move in.

Shinshu University Matsumoto International House (International Student Dormitory)

For more information about Matsumoto International House, please click here.

https://www.shinshu-u.ac.jp/institution/gec/en/support_for_International_students/enrolling_students/student_life/

Entrance fee (initial cost) : Approx. 58,000 yen (1 year), Approx. 42,000 yen (6 months)

Rent : 4,755 yen/month (single)

Distance to the university : a five minute walk

Bedding (futon rental) : 11,000 yen(1 year), 5,500 yen (6 months) if desired

Meals provided : No

Air Conditioning : No air conditioner (heating/cooling), Heater available

<Selection>

Depending on availability, not all applicants may be able to move in. If there are too many applications, we will conduct a lottery. If you need special consideration regarding housing, please let us know in advance.

※Dormitory fees are revised every fiscal year and are subject to change.

<Apartments near the university>

For students who wish to live in an apartment in the neighborhood, we will guide you to a real estate agency.

The monthly cost ranges from 35,000 to 50,000 yen. Depending on the apartment, there may be a separate charge of around 1-2 months' rent when moving in or moving out.

<Cost of Living in Japan>

The typical cost of living in Nagano Prefecture is about 80,000 yen/month, including dormitory fees. Please make a financial plan that you can afford when you decide to come to Japan.

7. Support, School Life, and Daily Life Insurance

(1) Student Tutor System

Shinshu University students will act as tutors and provide advice and support to the exchange students regarding their studies (mainly related to Japanese language, culture, etc.) and daily life. In order to start the exchange before the student arrives in Japan, once a tutor is assigned, we will give him/her the exchange student's e-mail address so that please respond when you are contacted.

Please be advised that in order to facilitate smooth exchange with Japanese students, we will distribute a list to each exchange student and tutor student that includes the exchange student/tutor combination, nationality, home university, major, accommodation type (International house / apartment), and supervisor's name.

(2) Academic Advisor

GEC professors supervise each exchange student as an academic advisor and help them plan their academic studies, including course registration. They also hold office hours to provide consultation regarding study and daily life during the exchange program.

(3) Extra-Curricular Activities

• Circle and Club Activities

Many exchange students participate in Shinshu University's circle and club activities.

- Exchange activities with the local community and attached elementary and junior high schools

Shinshu University has strong ties with local residents, and the local community organizes a variety of events to make students' life in Japan more fulfilling. For example, there are events such as Japanese speech contests for international students, hiking, and traditional Japanese New Year's experiences, in which many international students participate.

Also, Shinshu University has an attached school, and students can participate in international exchanges with elementary and junior high school students.

(4) Daily Life Insurance

You are required to purchase the following insurance to ensure your safety and peace of mind in case of illness, injury, or any other eventuality while you are studying abroad. Until you have purchased insurance, please do not forget to purchase travel insurance.

- National Health Insurance

National Health Insurance is a Japanese insurance system that allows people to receive medical treatment by paying a portion of the medical costs (copayment) in the unlikely event that they become ill or injured while living in Japan. As a general rule, you can receive medical treatment with a co-payment of 30% of the total medical cost. During your period of study in Japan, you are required to enroll in the "National Health Insurance (student-paid)". The procedure is to be completed at the City Hall after entering Japan.

- Student Life Insurance

You are required to join the University Co-op's insurance plan in case of accidents, injuries, theft, disasters, or if you break someone else's property or injure someone while living at Shinshu University.

The procedure for enrolling in the insurance will be conducted during the guidance upon arrival.

8. About JASSO Scholarship (Student Exchange Support Program)

The Ministry of Education, Japan (MEXT), in collaboration with the Japan Student Services Organization (JASSO), offers scholarships under the "Student Exchange Support Program" for short-term study in Japan. The scholarship program is intended to encourage student exchange between universities in Japan and their overseas partner institutions, promote understanding and friendship between the countries participating, and strengthen the internationalization and competitiveness of Japanese universities.

Students wishing to apply for a JASSO scholarship must confirm the eligibility before checking "Yes" on question 8 of the application form ("Are you intending to apply for a JASSO scholarship?"). Please refer to Sheet 7 of the Application Package for details on eligibility, requirements and amounts.

If Shinshu University Exchange Student Program is selected by JASSO as the "Student Exchange Support Program" for that fiscal year, Shinshu University will nominate candidates from the applicants who check "Yes" on question 8 of the application form, and inform the selected students of their nomination through their home universities. Please be advised that meeting all requirements of JASSO Scholarship does not guarantee nomination. If you study at the Faculty or Graduate School as an exchange student but not under this exchange program, you cannot apply this JASSO Scholarship.

9. Information on our Exchange Student Program

Please check the following website regularly for updates.

https://www.shinshu-u.ac.jp/institution/gec/en/prospective_students/gec_exchange_student_program/

10. Contact

Students participating in the exchange program will be students belonging to the GEC.

Please contact the following person for any inquiries regarding this program.

Shinshu University Center for Global Education and Collaboration

Tomonori Sato (Professor)

Address: 3-1-1 Asahi, Matsumoto City, 390-8621, Nagano, Japan

Email: stomo@shinshu-u.ac.jp Tel : +81-263-37-3227

Shinshu University Center for Global Education and Collaboration

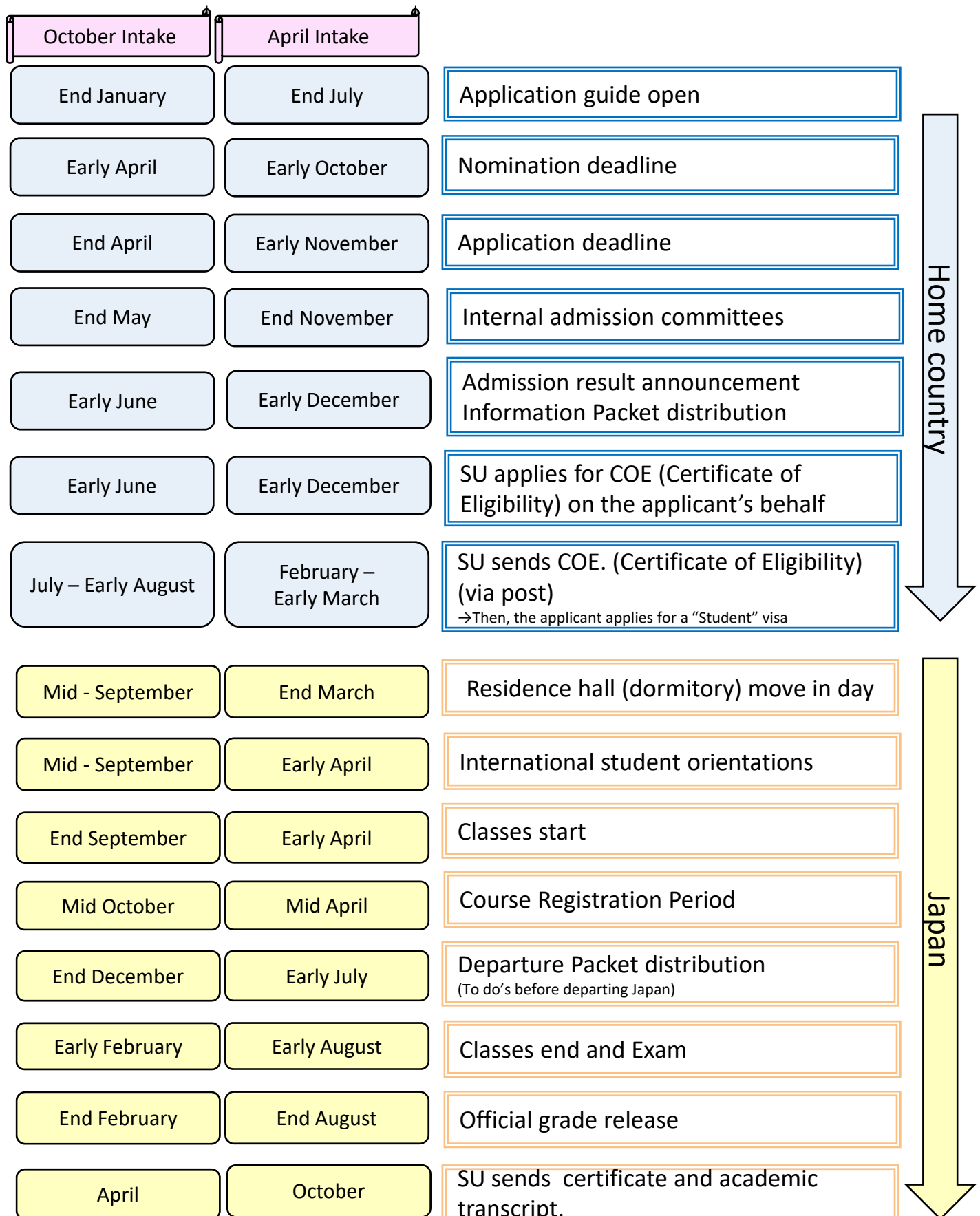
Kenji Harada (Staff)

Address: 3-1-1 Asahi, Matsumoto City, 390-8621, Nagano, Japan

Email: gec_inbound@shinshu-u.ac.jp Tel : +81-263-37-3360

Shinshu University Exchange Student Program

Exchange Student Admission Flow Chart





GEC Exchange Student Program

TOP > Prospective Students > GEC Exchange Student Program

Program Outline

Voice of the Participants

Navigation

GEC Exchange Student Program


Program Outline



This is a short-term program for students enrolled in our partner university that has an inter-university student exchange agreements. It aims to give an opportunity to study Japanese Language, Japanese affairs and Japanese culture mainly.

Application Eligibility:

Students who are enrolled in one of our partner universities that have student agreements. They can study at Shinshu University for 6 months or 1 year.


- Japanese Language Level :
From beginner to advanced.
- Available Courses:
[Japanese Course offered by GEC, Japanese Language and Culture subjects offered by GEC](#)
[General Studies subjects, Major subjects \(Japanese syllabi only\)](#) 
- Certificate Requirements :
Students must take at least 10 credits a year (5 credits for one-semester students) to complete the program.
- Maximum Enrollment:
20students/semester (40students/year)
- Program term starts:
Early April / Late September
- Program duration:
One semester or two semesters (one year)
- Application Schedule:
For Spring Inbound Students
Application Guideline comes out: July in the previous year
Application Deadline: Middle of November of the previous year
For Fall Inbound Students
Application Guideline comes out: January
Application Deadline: Middle of May

Prospective
StudentsStudy at Shinshu
University

Programs offered by GEC

GEC Exchange Student
ProgramBasic Information for
Entrance

Tuition / Living Cost

Contact list of faculties /
graduate schoolsLife at shinshu 

- Application Documents :
Each partner university has to send the following documents to GEC by the above deadline date. (Note: We do not accept direct application from students.)
Please download the designated form (differs by the semester) through the latest application guidelines posted on our web news.
 1. Nomination Sheet
 2. Exchange Student Program Application Package
 3. Academic Transcript
 4. Copy of Passport
 5. Financial Supporter's Certificate of Bank Deposit
 6. Evidence of Language Proficiency (if available)
 7. Information sheet for applying a Certificate of Eligibility (COE)
 8. Facial photo

[Japanese-related Subjects](#) →

[Center for Global Education and Collaboration Academic Calendar](#) →

Related Link

[【Participants wanted】 Exchange Student Program Application Guide \(for Fall 2023\)](#)

[Exchange Student Program Application Guide \(for Spring 2023\)](#)

[Exchange Student Program Application Guide \(for Fall 2022\)](#)

[Exchange Student Program Application Guide \(for Spring 2022\)](#)

[Exchange Student Program Application Guide \(for Fall 2021\)](#)

1
TOP

Center for Global Education and Collaboration

3-1-1 Asahi, Matsumoto City, Nagano 390-8621, Japan

[Sitemap](#)

[Site Policy](#)

[Privacy](#)

[Disclosure](#)



Copyright © Shinshu University All right reserved.



Japanese-Related Subjects

TOP > Support for International Students > Current Students > Japanese-Related Subjects



Japanese Related Subjects

2021.07.27 GEC Intensive Japanese Language Course Application Guide for Fall 2021

2021.03.02 GEC Intensive Japanese Language Course Application Guide for Spring 2021

More [→](#)

Japanese language and Japanese studies(Matsumoto Campus)

Japanese language and Japanese studies subjects at Center for Global Education and Collaboration		General levels CEFR		Japanese-Language Proficiency Test
	First semester Listening (Japanese Language) BI Reading (Japanese Language) BI Writing (Japanese Language) BI Second semester Listening (Japanese Language) BII Reading (Japanese Language) BII Writing (Japanese Language) BII	C1	Proficient User	N1
	First semester Listening (Japanese Language) AI Reading (Japanese Language) AI Writing (Japanese Language) AI Japanese; Upper Intermediate (Grammar) I Second semester Listening (Japanese Language) AII Reading (Japanese Language) AII Writing (Japanese Language) AII Japanese; Upper Intermediate(Grammer) II	B2	Independent User	N2
First semester Business Japanese I ★ Scientific and Technical Japanese I Oral expressions (Japanese Language) I Japanese Martial Arts and Traditional Culture I Japanese Society and People I Second semester Business Japanese II ★ Scientific and Technical Japanese II Oral expressions (Japanese Language)II Japanese Martial Arts and Traditional Culture II Japanese Society and People II				

Lessons marked "I" are held during the first semester (spring semester), while those marked "II" are held during the second semester (fall semester)
 Short-term program students can't take classes marked "★".

For Regular Students





These subjects can be taken by degree international students (mainly 1st year undergraduate students) at Shinshu University. As each faculty or department (course) has different procedures in place for taking these subjects, please inquire at your faculty or department (course) for more details. Regarding a credit transfer, please inquire at your faculty or department (course) for more details on the number of credits you are eligible to transfer through these subjects.

[Web syllabus](#) [↗](#)

For Short-Term Program Students

Students with a Japanese language ability equivalent to higher intermediate or advanced levels (higher than D Level of Intensive Japanese Language Course) are eligible to take part in the following programs (non-degree international students): Exchange Student Program, Japan Studies Student Program, Japanese Studies Intensive Program and Special Admission Program. For guidance on these programs, please inquire at Shinshu University Center for Global Education and Collaboration (GEC). Also, please inquire at GEC for more information on how to register, credits and other such details.

Intensive Japanese Language Course for Short-Term Program Students (Matsumoto Campus)

Japanese language and Japanese studies subjects at Center for Global Education and Collaboration		General levels CEFR		Japanese-Language Proficiency Test	
   	Class D Conversation D (3 classes a week) Grammar D (3 classes a week) Practical Lesson D (2 classes a week)	Intermediate Kanji (1 class a week)	B1	Independent User	N3
	Class C Conversation C (3 classes a week) Grammar C (3 classes a week) Practical Lesson C (2 classes a week)				
	Class B Conversation B (3 classes a week), Grammar B (3 classes a week) Kanji B (1 class a week), Reading/Writing B (1 class a week), Practical Lesson B (1 class a week)		A2	Basic User	N4
	Class A Conversation A (3 classes a week), Grammar A (3 classes a week) Writing System A (1 class a week), Reading/Writing A (1 class a week), Practical Lesson A (1 class a week)		A1		N5

For Short-Term Program Students

Available to students on the following courses and programs: Intensive Japanese Language Course (international research students etc.), Exchange Student Program, Japan Studies Student Program, Teacher Training Program, Japan Studies Intensive Program and Special Admission Program. Students are separated into classes from beginner to intermediate based on their levels according to the results of placement tests administered at the beginning of the semester. GEC provide an orientation for the students on these programs. Also, you can inquire at GEC for more information on how to register, credits and other such details.

※ 1 lesson lasts 90 minutes.

※ These lessons are intended for students registered at Shinshu University. Non-university members are not eligible to take these lessons.

Intensive Japanese Language Course for MEXT Students

■ Aims

This is an intensive Japanese language course lasting approximately 4 months for students who have never studied Japanese or who have studied Japanese in the past but whose level is still not sufficient for undertaking lessons or research at university. In many cases, students take the above mentioned classes A - D. The course is also held jointly as a preparatory Japanese language course for students who fall under the following.

- Intensive Japanese Language Course offered by GEC accepts MEXT research students in the preparatory Japanese education phase.

MEXT Research Students are a type of Japanese government (MEXT) scholarship students who receive education or guidance in research in a graduate school in Japan. If desired, they take preparatory Japanese courses for the first six months following their arrival in Japan prior to embarking on their specialized study or research in respective graduate school.

- Intensive Japanese Language Course offered by GEC also accepts MEXT teacher training students in the preparatory Japanese education phase.
- MEXT Teacher Training Students are a type of Japanese government (MEXT) scholarship students who are in-

Navigation



Support for International Students



Enrolling Students



Current Students



> Useful Links

> [Japanese-related Subjects](#)

> Scholarship

service teachers in primary or secondary education in their home country and come to Japan to receive teacher training for a year. Before starting actual teacher training, they are required to have 6-month preparatory Japanese education.

■ Period of commencement

The intensive course starts twice a year: in April and October.

■ Applications

If you wish to take a course, please submit an application form to the section in charge of academic affairs at your faculty (graduate school) prior to course commencement. Please enquire at your faculty (graduate school) for details of deadlines.

■ How the course is administered

Classes are separated into levels according to the Japanese language abilities of students. Details are given during guidance sessions at the start of the semester.

- > Student Life
- > Consultation & Support
- > Certificate of Eligibility for Status of Residence
- > Career Support
- > Leaving Japan



Alumni



Japanese Language Supplementary Classes (Nagano, Ueda and Ina campuses)

Japanese Language Supplementary Classes are held at the Faculty of Engineering, Faculty of Textile Science and Technology and Faculty of Agriculture for international students who do not have time to take the intensive course and who wish to learn Japanese at campuses other than Matsumoto Campus. The content and frequency of classes differs by campus.

■ Eligibility

International students, foreign researchers etc. registered at Shinshu University

■ Administering campuses

Nagano, Ueda and Ina campuses

■ Period

From April until January (may differ by campus)

■ Applications

Please fill out an application form and submit it to the section in charge of international student affairs at your faculty or graduate school.

■ Course schedule

For details of schedules, please enquire at the section in charge of international student affairs in your Campus.

1
TOP

Center for Global Education and Collaboration

3-1-1 Asahi, Matsumoto City, Nagano 390-8621, Japan

[Sitemap](#)

[Site Policy](#)

[Privacy](#)

[Disclosure](#)



Copyright © Shinshu University All right reserved.

信州大学交換留学生プログラム申請パッケージ

Application Package for Shinshu University Exchange Student Application

この用紙は在籍大学の交換留学生担当者に記入してもらい、パッケージの表紙としてお使いください。
Please ask the contact person of your home University to complete this sheet, then use this sheet as the cover page for your application package.

1. 申請書類の提出に当たっては、在籍大学の交換留学担当責任者(担当者)から提出しなければなりません。申請者本人が、直接、信州大学へ提出しないようにしてください。This application package must be submitted to the section in charge of exchange programs at the applicant's home university. Do not send it directly to Shinshu University.

2. 本申請パッケージには下記の内容が含まれています。 This application package consists of:

- | | |
|-------------------------------|--|
| ・ Sheet1. 表紙(この用紙) | Sheet1. Cover Page (this page) |
| ・ Sheet2. 申請書類チェックリスト | Sheet2. Application Documents Checklist |
| ・ Sheet3. 交換留学生プログラム申請書 | Sheet3. Application Form |
| ・ Sheet4. 健康診断書 | Sheet4. Certificate of Health |
| ・ Sheet5. 記入時の注意事項(必ずお読みください) | Sheet5. Instruction Guide (Please be sure to read) |
| ・ Sheet6. 申請書の記入例 | Sheet6. Sample Form |
| ・ Sheet7. JASSO奨学金について | Sheet7. About JASSO scholarship |

*Sheet5, Sheet6, Sheet7 は提出する必要がありません。Do not need to submit the Sheet5, Sheet6, Sheet7.

<出願者情報 Information of Applicant>

提出日 Date		月 Month		日 Day		年 Year
出願者氏名 Name of Applicant						
在籍大学名 Home University						

<出願者数及び上記出願者の推薦順位>

<Number of applicants & Priority order of the above applicant >

出願者数(計) Number of Applicants (Total)		推薦順位 Priority Order	
---	--	------------------------	--

<在籍大学交換留学担当者連絡先>

<Information about the section in charge of exchange programs at your home university>

氏名 Name of Contact Person	
電話番号 Phone Number	
Eメールアドレス Email	

<提出期間(必着) Application Period (must reach us)>

2023秋学期: ~2023年4月28日

2023Fall Semester: ~ April 28, 2023

<提出先メールアドレス Email address for submission>

gec_inbound@shinshu-u.ac.jp

信州大学グローバル化推進センター
Shinshu University Center for Global Education and Collaboration

信州大学交換留学生プログラム申請書類チェックリスト Shinshu University Exchange Student Program Application Documents Checklist

在籍大学 Home University	
学生氏名 (英語表記) Student's name in English	

Sheet 2. 申請書類チェックリスト Application Documents Checklist

- * このチェックリストは下記申請書類と一緒に在籍大学の交換留学担当者に提出してください。
- * Please submit this checklist and the following documents to the exchange student coordinator in your home university.

Sheet 3. 交換留学生プログラム申請書 Application Form

- * 本学指定様式をご使用ください。英語もしくは日本語で記入してください。
- * Please use specified form, and fill out in English or Japanese.

Sheet 4. 健康診断書 Certificate of Health

- * 本学指定様式をご使用ください。英語もしくは日本語で記入。
- * Please use specified form, and fill out in English or Japanese.

成績証明書 Original Academic Transcript

- * 英語もしくは日本語で作成してもらってください。
- * Please provide the document in English or Japanese.

パスポートのコピー Copy of your passport

- * 写真の頁。来日歴がある場合、入出国管理証印(スタンプ)の頁も。
- * Photo page. If you have been to Japan, please send stamp page, too.

**経費支弁者の銀行預金残高証明書, 奨学金証明書(ある場合)
Financial supporter's Certificate of Bank Statement
and Certificate of Scholarship (if available)**

- * 十分な預金残高を証明できる経費支弁者名義の銀行残高証明書原本、および奨学金支給機関から奨学金の受給期間と金額が明記されている証明書。英語もしくは日本語で作成してもらってください。
- * 留学期間が1学期の場合: 50万円相当、留学期間が2学期の場合: 100万円相当
- * An official, original certificate of bank statement in your sponsor's name, indicating a sufficient account balance, and an official certificate from the organization that issues your scholarship indicating the amount and duration (if available). Please provide the document in English or Japanese.
- * Minimum amount: Equivalent to JPY500,000 for half a year exchange; JPY1,000,000 for one-year exchange.

**日本語能力証明書のコピー
Copy of Certificate of Japanese Language Proficiency**

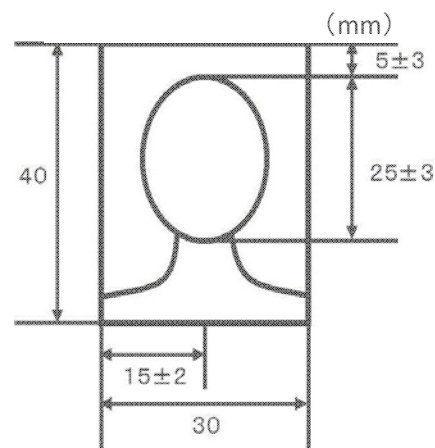
- * 所有している場合のみ。If available.

**COE申請のための情報シート
Information sheet for applying a COE**

- * 情報シートはウェブサイトからダウンロードをしてください。
- * The information sheet can be downloaded from our website.

顔写真 Facial photo

- * 私たちは写真をCOE申請と学生証作成に使用します。右の例を参考に、適切な写真を作成してください。
- * We will use student's photo for COE application and to make student ID card. Please use the examples on the right to create an appropriate photograph.



信州大学交換留学生プログラム申請書

Shinshu University Exchange Student Application Form

～ 2023年秋期入学 / Fall 2023 Admission ～

1. Personal Data

姓名(英語表記) Name in English	_____				写真 Photo (40mm × 30mm)
カタカナ姓名 Name in Katakana	_____				
漢字姓名 Name in Chinese Characters(Kanji)	_____		国籍・地域 Nationality/Region	_____	
婚姻状況 Marital Status	<input type="checkbox"/> 未婚Single <input type="checkbox"/> 既婚Married		性別 Sex	<input type="checkbox"/> 男 Male <input type="checkbox"/> 女 Female	
生年月日 Date of Birth	年 Y	月 M	日 D	出生地 Place of Birth	国: _____ 省: _____ 市: _____ Country: _____ Province: _____ City: _____
現住所 Current Address	_____				
	Street and Number			Province	City
	Country/State		Zip Code		
電話番号 Telephone No.	_____	_____	_____	_____	_____
	Country code	Area code	Number	_____	_____
	Country code		Area code		
	Number				
Eメール 1 Email Address 1	_____@_____		Eメール 2 Email Address 2	_____@_____	

2. Academic Background

自国の大学名 Home University	_____			学部 Faculty	_____
現在の専攻 Current Major	_____			副専攻 Minor	_____
現在の学年 Current school year/grade	<input type="checkbox"/> 学部 Undergraduate level <input type="checkbox"/> 修士課程 Master's program <input type="checkbox"/> 博士課程 Doctor's program			年生 year/grade	_____
卒業予定年月日 Expected Date of Graduation <small>(申請者は信州大学での交換留学プログラム終了時に、所属大学に在籍していなければならない。Note: You must be enrolled as a degree-seeking student at your home university for your entire study period at Shinshu University)</small>	_____			年 Y	月 M
				日 D	_____
取得予定学位 Expected Degree	_____			教育を受けた期間(小学校から現在まで) Total Period of Education(from elementary school to present)	年 Year
				_____	_____

↑記入漏れが多いです。必ず記載してください。/A lot of applicants tend to forget to fill in this part. Please be sure to fill in.

3. Personal History of Japanese Language Study

日本語学習歴 History of Japanese language study	<input type="checkbox"/> 自宅学習 Off-campus study	_____年Years	_____ヶ月Months		
	<input type="checkbox"/> 高校 High School	_____年Years	_____ヶ月Months		
	<input type="checkbox"/> 大学 University	_____年Years	_____ヶ月Months		
	<input type="checkbox"/> 日本語学校・塾 Japanese Language School/Private School	_____年Years	_____ヶ月Months		
	<input type="checkbox"/> その他 Other (_____)	_____年Years	_____ヶ月Months		
	計 Total	_____年Years	_____ヶ月Months		
日本語能力 Japanese skill	話す能力 Speaking	<input type="checkbox"/> 優 Excellent	<input type="checkbox"/> 良 Good	<input type="checkbox"/> 可 Fair	<input type="checkbox"/> 不可 Poor
	聞く能力 Listening	<input type="checkbox"/> 優 Excellent	<input type="checkbox"/> 良 Good	<input type="checkbox"/> 可 Fair	<input type="checkbox"/> 不可 Poor
	読む能力 Reading	<input type="checkbox"/> 優 Excellent	<input type="checkbox"/> 良 Good	<input type="checkbox"/> 可 Fair	<input type="checkbox"/> 不可 Poor
	書く能力 Writing	<input type="checkbox"/> 優 Excellent	<input type="checkbox"/> 良 Good	<input type="checkbox"/> 可 Fair	<input type="checkbox"/> 不可 Poor
		試験 Name of Examination	スコア Score or Level	取得年月 Test Date (Y/M)	
	<input type="checkbox"/> JLPT Grade(_____ 級)	(_____)	(_____)	(_____)	
	<input type="checkbox"/> JPT	(_____)	(_____)	(_____)	

8. Financial Information

JASSO奨学金に申請したいですか？(申請者は必ずSheet7.About JASSOにて応募条件を確認してください。)

Are you intending to apply for a JASSO scholarship? (Students wishing to apply must check for eligibility in sheet7.About JASSO beforehand.)

はい Yes いいえ No ※学部への交換留学受入申請となる場合はこの奨学金は応募できません。
If you apply at the faculty, you cannot apply this JASSO scholarship.

他の奨学金を受けている、または申請する予定。

Has received scholarships for studying Japan or Shinshu University, or is intending to apply for other scholarships of support for overseas study .

はい Yes いいえ No

「はい」を選んだ方は、奨学金の名称と選考結果が判明する時期を記入してください。If yes, give name and expected decision dates.

奨学金名称: Name of scholarship:		受給内容: 約 About	円/月 JPY/month
受給期間: Period: from	年 Year	月 から Month to	年 月 Year Month
返済義務の有無: Do you have to pay back the scholarship in the future?	<input type="checkbox"/> 有 Yes <input type="checkbox"/> 無 No		
申請予定の場合、選考結果が判明する時期: If you are applying for other scholarships, give the expected decision dates:	/ 年Y/月M		

9. Emergency Contact Information

緊急時にこちらから連絡をするためのあなたの母国の緊急連絡先を教えてください。

Please let us know your emergency contact information in your home country that we should contact in case of an emergency.

連絡者氏名: Contact person's name:		申請人との関係: Relationship:	
住所: Home address:			
メールアドレス1 Email Address:			
メールアドレス2 Email Address:			
電話: Telephone number:			

上記の記載内容は事実と相違ありません。また日本滞在期間中は信州大学の規則に従うことを約束します。JASSOによる「海外留学支援制度(短期受入)」奨学金が受給された場合、私はその奨学金の規定を遵守することを約束します。

I hereby certify that the information I have given on this form is true and correct to the best of my knowledge, and I agree to comply with all the regulations and rules of Shinshu University during my stay in Japan. If I am chosen as a recipient of a "Student Exchange Support Program Scholarship for Short-term Study in Japan" JASSO scholarship, I promise to abide by the provisions set out in that scholarship.

年 月 日
Year Month Day

署名:
Signature 手書きで記入 (Fill in by hand)

健康診断書

CERTIFICATE OF HEALTH (to be completed by the examining physician)

日本語または英語により明瞭に記載すること Please fill out (PRINT/TYPE) in Japanese or English.

氏名 Name: _____ Gender _____ 生年月日 Date of birth _____ / _____ / _____ age _____
 Family name First name Middle name (D/M/Y)

1 身体検査 Physical Examinations

身長 Height _____ cm 体重 Weight _____ Kg 血圧 BP _____ / _____ mmHg 脈拍 Pulse _____ /min 整 regular 不整 irregular 血液型 A B O RH + -
 Blood Type
 視力 Rt. _____ /Lt. _____ Rt. _____ /Lt. _____ 聴覚 正常 normal 異常 impaired 言語 正常 normal 異常 impaired
 Eyesight 裸眼 (without glasses) 矯正 (with glasses)

2 胸部聴診およびX線写真(6か月以内) Chest physical and X-ray examination (within 6 months*)



Date _____ / _____ / _____ (D/M/Y)

*If applicant have already checked chest Xp for VISA at Institution authorized by Japanese government, attach copy of certification instead additional test.

Film No. _____

肺 Lung 正常 normal 異常 impaired →Describe the condition

心臓 Heart 正常 normal 異常 impaired →Describe the condition

and check ECG
 ECG 正常 normal 異常 impaired

3 現在治療中の病気 Diseases currently being treated 無 None 有 Yes

If yes, please describe detail:

4 既往症 Past History なし None あり Yes. If yes, please check and describe detail.

Tuberculosis Malaria Other communicable disease Kidney disease Epilepsy
 Heart disease Diabetes Drug Allergy Psychiatric disease
 Functional disorder in extremities Others (Disease _____)

Detail:

5 検査 Laboratory tests

検尿 Urinalysis: glucose (), protein (), occult blood ()

血沈 ESR _____ mm/hr 白血球 WBC _____ / μ L 血色素数 Hemoglobin _____ g/dl肝機能 ALT _____ IU/L AST _____ IU/L γ -GT _____ IU/L

6 3種混合予防接種 MMR immunization (Strongly recommend to get MMR immunization before coming to Japan)

MMR immunization First dose: _____ / _____ / _____ (D/M/Y). Second dose: _____ / _____ / _____ (D/M/Y)

Date of disease (if applicable) Date of Serologic positive (if applicable)

Measles _____ / _____ / _____ (D/M/Y) _____ / _____ / _____ (D/M/Y)

Mumps _____ / _____ / _____ (D/M/Y) _____ / _____ / _____ (D/M/Y)

Rubella _____ / _____ / _____ (D/M/Y) _____ / _____ / _____ (D/M/Y)

7 診断医の意見 Physician's impression of the applicant's health (継続的治療・投薬の必要性があれば、御記入ください Please fill in if the applicant needs regular medication or treatment.)

8 志願者の既往歴、診察・検査の結果から判断して、現在の健康の状況は十分に日本への留学に耐えうるものと思われますか? In view of the applicant's history and the above findings, is it your observation applicant's health status is adequate to pursue study/research in Japan? Yes, No

日付 Date _____ / _____ / _____ (D/M/Y)

署名 Signature: _____

医師氏名 Physician's name: _____

検査施設名 Office/ Institution: _____

所在地 Address: _____

信州大学交換留学生プログラム申請書 記入時の注意事項

Shinshu University Exchange Student Program Application Form Instruction Guide

すべての項目を日本語又は英語により明瞭に記入してください。(パソコン入力でも手書きでも良いですが、署名欄は必ず手書きでサインしてください。)未記入がある場合は受け付けられません。Please type or write clearly and answer all questions completely either in Japanese or in English (Write your signature by hand). Incomplete form will not be accepted.

1. Personal Data

- ・パスポートと同じ姓名(英語表記)を書いてください。(例えパスポートに間違っつづつたとしても)
- ・カタカナ姓名: 自分の名前を日本語のカタカナで書いてください。分からない場合は自国の日本語教師等に聞いてください。
- ・漢字姓名: 漢字姓名のある学生は漢字で書いてください。
- ・ Write all of your name(s) in English as it appears on your passport (even if the name is misspelled).
- ・ Name in Katakana: Please write your name in Japanese Katakana. If you are not sure, please ask any Japanese teacher.
- ・ Name in Chinese Characters(Kanji): If applicable, write your name in Chinese Characters.

2. Academic Background

- ・卒業予定年月日: 在籍大学の学期、信州大学での交換留学期間を考慮して、記入してください。
- ・ Expected Date of Graduation: Please write your expected date of graduation, taking into account academic requirements at your home university and your exchange period at Shinshu university.

3. Personal History of Japanese Language Study

- ・日本語を勉強した教育機関及び学習期間を記入してください。日本語能力試験に合格した場合、級とスコアを書いてください。
- ・信州大学の授業は語学科目を除き、全て日本語で行われています。英語による授業を実施していませんのでご注意ください。来日後、プレースメントテストの結果よりクラスが決まります。日本語レベルや教室収容能力により履修できない科目があります。下記URLから最新の募集要項をご確認ください。

https://www.shinshu-u.ac.jp/institution/gec/prospective_students/gec_exchange_student_program/

- ・ Please select the place which you study Japanese language and fill in the duration of your studies. If you have passed the Japanese Language Proficiency Test, please indicate the level and score that you obtained.
- ・ Except Language subjects, all of the classes offered at Shinshu University are taught in Japanese. Please note that the classes are not offered in English. After arriving at Shinshu University, students may opt to take classes at a level determined by the result of their placement test. Students may not be allowed to attend some classes if their Japanese language skill is not enough or the class becomes full. Please check the following website for the latest guideline of our exchange student program.

https://www.shinshu-u.ac.jp/institution/gec/en/prospective_students/gec_exchange_student_program/

4. English Proficiency

- ・英語は母国語でない場合、英語能力を自己評価してください。英語試験(e.g., TOEFL, IELTS, TOEIC)を受けた人は、試験名とスコアを書いてください。
- ・ If English is not your native language, please rate your English ability. If available, state the name of any internationally recognized English language examination (e.g., TOEFL, IELTS, TOEIC) taken, and scores obtained.

5. Planed Period of Enrolment at Shinshu University

- ・留学期間の中から1つ選んでください。
- ・事前オリエンテーションに出席するため、秋学期からの参加学生は9月中下旬に、春学期からの参加学生は3月の最終週に日本に到着する必要があります。秋学期授業終了後に信州大学を離れても学生身分は3月下旬まで有効です。春学期授業終了後に信州大学を離れても学生身分は9月下旬まで有効です。
- ・ Please select one of the period of study.
- ・ Students joining this program are required to arrive in Japan for a pre-class orientation as follows: those joining the program in the autumn semester must arrive in Japan in late September; those joining the program in the spring semester must arrive in Japan in late March. The student status of applicants intending to leave Shinshu University at the end of the spring class period will be valid until late September. The student status of applicants intending to leave Shinshu University at the end of the autumn class period will be valid until late March.

信州大学交換留学生プログラム申請書 記入時の注意事項

Shinshu University Exchange Student Program Application Form Instruction Guide

6. Study Plan at Shinshu University

- ・信州大学での希望学習スタイル: 何らかの日本語科目を受講する場合は日本語関連科目も選んでください。
- ・教育学部・工学部・農学部・繊維学部は日本語関連科目が実施される松本キャンパスから遠く離れており、日本語関連科目と上記4学部の専門科目を同時に受講することはできません。
- ・日本語能力が十分にあり(JLPT N2以上)専門科目のみの受講希望の場合は、学部への交換留学受入申請となります。申請書等も異なりますので、申請期間前でも早めにまずはメールでご連絡ください。
- ・下記URLより信州大学で希望する学部・専攻を選んでください。
 - ・学部案内: <https://www.shinshu-u.ac.jp/faculty/>
 - ・大学院案内: <https://www.shinshu-u.ac.jp/grad/>
 - ・センター日本語授業: https://www.shinshu-u.ac.jp/institution/gec/support_for_International_students/current_students/japanese-related_subjects/
 - ・シラバス検索(日本語のみ): <https://campus-3.shinshu-u.ac.jp/syllabusj/Top>
- ・交換留学終了後、信州大学大学院への入学を目指すために研究生として入学することを希望する方については、大学院入学前1年以内の授業料・検定料・入学料を不徴収とします。詳細についてはお問い合わせください。
- ・Area of study you wish to pursue at Shinshu: If you wish to take any Japanese subjects, Choose Japanese, too.
- ・Please note that the Faculty of Education, Faculty of Engineering, Faculty of Agriculture, and Faculty of Textile Science and Technology are located far separately from Matsumoto campus. You cannot register major subjects in those four faculties and courses related to Japanese language during the same semester.
- ・If the candidates have JLPT N2 at least and wish to only take major subjects, you need to apply at the desire faculty. The applications package is differ, so please let us know as soon as possible even before our application period.
- ・If you wish to study major at Shinshu, please select the major you wish to study at Shinshu University from website:
 - ・Undergraduate: <https://www.shinshu-u.ac.jp/english/education/undergraduate.html>
 - ・Graduate: <https://www.shinshu-u.ac.jp/english/education/graduate.html>
 - ・GEC Japanese Course: https://www.shinshu-u.ac.jp/institution/gec/en/support_for_International_students/current_students/japanese-related_subjects/
 - ・Syllabi(Japanese only): <https://campus-3.shinshu-u.ac.jp/syllabusj/Top>
- ・Students who wish to pursue their postgraduate study at Shinshu following this program can prepare for it as a research student and be exempt from examination, entrance and tuition fees for up to one year. Please contact us for further details.

7. Health Declaration

- ・記述内容は学習指導上の参考とさせていただきますに必要ですので、現状について正直に記入してください。学習指導以外の目的には使用いたしません。
- ・This declaration serves as a necessary and important source of reference when administering academic guidance. As such, respond to all questions truthfully and to the best of your knowledge. Be assured that all provided information will not be used for any other purpose.

8. Financial Information

- ・JASSO奨学金への申請希望者は必ずSheet7で応募条件を確認してください。JASSO奨学金がなくても本プログラムに参加したい学生は、滞在費の支弁方法項目も記入してください。
- ・Students wishing to apply for a JASSO scholarship must check for eligibility beforehand in Sheet 7. If you willing to participate in this program even without JASSO scholarship, Please fill in the method of support to meet the expenses while in Japan too.

9. Emergency Contact Information

- ・緊急時に私たちが連絡を取る必要があるあなたの母国の緊急連絡先を教えてください。
- ・Please let us know your emergency contact information in your home country that we should contact in case of an emergency.

10. Signature

- ・最後に申請年月日を書いて、手書きでサインしてください。
- ・Write your signature and date by hand in the boxes provided at the bottom of the page.

4. English Proficiency

英語能力 English Skill	話す能力 Speaking	<input type="checkbox"/> 優 Excellent	<input type="checkbox"/> 良 Good	<input checked="" type="checkbox"/> 可 Fair	<input type="checkbox"/> 不可 Poor
	聞く能力 Listening	<input type="checkbox"/> 優 Excellent	<input type="checkbox"/> 良 Good	<input checked="" type="checkbox"/> 可 Fair	<input type="checkbox"/> 不可 Poor
	読む能力 Reading	<input type="checkbox"/> 優 Excellent	<input checked="" type="checkbox"/> 良 Good	<input type="checkbox"/> 可 Fair	<input type="checkbox"/> 不可 Poor
	書く能力 Writing	<input type="checkbox"/> 優 Excellent	<input checked="" type="checkbox"/> 良 Good	<input type="checkbox"/> 可 Fair	<input type="checkbox"/> 不可 Poor
	試験 Name of Examination		スコア Score or Level		取得年月 Test Date (Y/M)
<input type="checkbox"/> TOEFL(<input type="checkbox"/> CBT <input type="checkbox"/> PBT <input type="checkbox"/> iBT)	()	()	()	()	()
<input type="checkbox"/> IELTS	()	()	()	()	()
<input checked="" type="checkbox"/> Others: TOEIC	(600)	()	()	(2021/10)	()

5. Planned Period of Enrolment at Shinshu University

信州大学での希望学習期間 Which term(s) do you wish to attend?	春学期:4月～9月(8月中旬～9月下旬は夏季休業) Spring Semester: Apr. ~ Sep.(Summer vacation:Mid Aug.~Late Sep.) 秋学期:10月～翌年3月(2月中旬～3月下旬は春季休業)Autumn Semester: Oct. ~ Mar.(Spring vacation:Mid Feb. ~Late Mar.)
	<input type="checkbox"/> 1セメスター(半年間) / 2023年10月～2024年3月 1 semester (6 months) / From October 2023 to March 2024
	<input checked="" type="checkbox"/> 2セメスター(1年間) / 2023年10月～2024年9月 2 semesters (1 year) / From October 2023 to September 2024

6. Study Plan at Shinshu University 原則日本語記入 Please try to write in Japanese. If that is not possible, English is also acceptable.

信州大学での希望学習スタイル Area of study you wish to pursue at Shinshu	
1学期目 1st Semester	<input checked="" type="checkbox"/> 日本語関連科目 Japanese language-related subjects <input type="checkbox"/> 専門科目 Major subjects
2学期目 2nd Semester <small>(交換留学1年の場合 If your exchange period is 1 Year)</small>	<input checked="" type="checkbox"/> 日本語関連科目 Japanese language-related subjects <input checked="" type="checkbox"/> 専門科目 Major subjects

※ 日本語能力が十分にあり(JLPT N2以上), 専門科目のみの受講希望の場合は, 該当学部への交換留学受入申請となります。申請書等も異なりますので, 申請期間前でも早めにまずはメールでご連絡ください。/If the candidates have JLPT N2 at least and wish to only take major subjects, you need to apply at the desire faculty. The applications package is differ, so please let us know as soon as possible even before our application period.

専門科目を☑チェックした場合、希望する専攻 If you checked the box of major subjects, Please indicate the major of area.
The Department of Japanese Language and Literautre in the Faculty of Arts

志望動機 (信州大学を選ぶ理由) Purpose of Study (Reason why you chose Shinshu University)

1学期目で学びたいこと What do you wish to learn in your first semester

8. Financial Information

JASSO奨学金に申請したいですか？(申請者は必ずSheet8.About JASSOにて応募条件を確認してください。)

Are you intending to apply for a JASSO scholarship? (Students wishing to apply must check for eligibility in sheet8.About JASSO beforehand.)

はい Yes いいえ No ※学部への交換留学受入申請となる場合はこの奨学金は応募できません。
If you apply at the faculty, you cannot apply this JASSO scholarship.

他の奨学金を受けている、または申請する予定。

Has received scholarships for studying Japan or Shinshu University, or is intending to apply for other scholarships of support for overseas study .

はい Yes いいえ No

「はい」を選んだ方は、奨学金の名称と選考結果が判明する時期を記入してください。If yes, give name and expected decision dates.

奨学金名称: Name of scholarship:	ABC Study Abroad Scholarship	受給内容: 約 About	40,000	円/月 JPY/month
受給期間: Period: from	2023 年 9 月 から Year Month to	2024 年 2 月 Year Month		
返済義務の有無: Do you have to pay back the scholarship in the future?	<input checked="" type="checkbox"/> 有 Yes <input type="checkbox"/> 無 No			
申請予定の場合、選考結果が判明する時期: If you are applying for other scholarships, give the expected decision dates:				2023/5 年Y/月M

9. Emergency Contact Information

緊急時にこちらから連絡をするためのあなたの母国の緊急連絡先を教えてください。

Please let us know your emergency contact information in your home country that we should contact in case of an emergency.

連絡者氏名: Contact person's name:	信州 秋子	申請人との関係: Relationship:	母
住所: Home address:	Apt 123 - 456, Abcd road, Ave. S, Hunan, Haikou, China, ××-×××		
メールアドレス1 Email Address:	shinshuakiko@gmail.com		
メールアドレス2 Email Address:	shinshuakiko@yahoo.com		
電話: Telephone number:	+86-123-45-6789		

上記の記載内容は事実と相違ありません。また日本滞在期間中は信州大学の規則に従うことを約束します。JASSOによる「海外留学支援制度(短期受入)」奨学金が受給された場合、私はその奨学金の規定を遵守することを約束します。

I hereby certify that the information I have given on this form is true and correct to the best of my knowledge, and I agree to comply with all the regulations and rules of Shinshu University during my stay in Japan. If I am chosen as a recipient of a "Student Exchange Support Program Scholarship for Short-term Study in Japan" JASSO scholarship, I promise to abide by the provisions set out in that scholarship.

年 月 日
Year Month Day

署名:
Signature

*このページ(Sheet7)は提出する必要がありません。Do not need to submit this page (sheet7).

日本学生支援機構(JASSO)奨学金について About JASSO Scholarship (Student Exchange Support Program)

日本政府文部科学省は日本学生支援機構(Japan Student Services Organization (JASSO))との協力により「海外留学支援制度(短期受入れ)」に基づいて短期留学生に対する奨学金を支給しています。この奨学金制度は、日本の大学と海外の協定大学との間の留学生交流を推進し、日本と各国間の相互理解と友好親善を増進するとともに、日本の大学の国際化・国際競争力強化に資することを目的としています。信州大学交換留学生プログラムが採択された場合は、応募者から推薦候補者を選出します。

The Ministry of Education, Japan (MEXT), in collaboration with the Japan Student Services Organization (JASSO), offers scholarships under the "Student Exchange Support Program" for short-term study in Japan. The scholarship program is intended to encourage student exchange between universities in Japan and their overseas partner institutions, promote understanding and friendship between the countries participating, and strengthen the internationalization and competitiveness of Japanese universities. **If Shinshu University Exchange Student Program is selected as an exchange student program by JASSO, Shinshu University will nominate candidates from the applicants of exchange student program.**

1. 資格及び条件 Eligibility

1. 応募学生は、信州大学と学生交流協定を締結している大学の学部または大学院の正規課程に在籍していて、かつ、日本と国交のある国の国籍を有する者。
なお、台湾、パレスチナの学生も対象とする。
 2. 在籍大学における学業成績が優秀で、人物等に優れていること。受入前年度の成績が、**GPA 3.0スケールの2.3以上**である。
 3. 経済的理由により、自費のみでの留学が困難であること。
 4. 日本での留学期間終了後、速やかに在籍大学に戻り学業を継続する者、又は、在籍大学の学位を取得する者。
 5. 日本への留学にあたり、「留学」の在留資格を確実に取得しえる者。
 6. 他団体等から留学のための奨学金を受けける場合、他団体からの奨学金の支給月額合計が8万円を超えない者。
 7. 応募学生は奨学金受給期間の終了後、すみやかに学業報告書を信州大学へ提出すること。日本学生支援機構または信州大学からの各種調査に協力すること。帰国後も調査に協力できること。
- 学部への交換留学受入申請となる場合はこの奨学金は応募できません。**
上記の条件をすべて満たしていても、採用される保証はありませんので、あらかじめ十分な資金を準備しておく必要があります。

postgraduate student for their whole study period at Shinshu University. The applicant should be of a nationality with which Japan has diplomatic relations. Taiwanese or Palestinian students are also eligible to apply.

- 2) Applicants must possess excellent academic and personal records at their home universities. **A minimum grade point average of 2.3 on a scale of 3.0 (or the equivalent)** for the academic year prior to admission is required.
- 3) Applicants must, due to financial difficulty, be unable to finance their studies in Japan independently.
- 4) Applicants must, upon completion of the exchange term, return to their home universities to resume their studies or be awarded with their degrees.
- 5) Applicants must be eligible to obtain a 'student' visa for the purpose of study in Japan, and therefore must hold a nationality other than Japanese.
- 6) Applicants must not be recipients of scholarship awards for studying Japan or Shinshu University from other organizations, if the combined value of these additional scholarships exceeds ¥80,000 per month.
- 7) Applicants must, upon completion of their scholarship term, submit a study report to Shinshu University, and respond to various surveys from JASSO or Shinshu University even after leaving Japan.

Please be advised that meeting the above requirements does not guarantee nomination. You are strongly recommended to prepare sufficient funds in advance.

2. 奨学期間 Scholarship Granted Period

原則として、信州大学交換留学生プログラム参加期間。
In general, the period during which you participate in Shinshu University Exchange Student Program.

3. 奨学金の詳細 Scholarship Provisions

月額奨学金 : ¥80,000 *奨学金の内容は日本政府の予算状況により変更する可能性があります。
A monthly stipend of: ¥80,000 * Amount of scholarship may change due to limitations in the government budget.

4. 応募方法 Application Procedure

「海外留学支援制度」奨学金への応募を希望する学生は、交換留学生プログラム申請書のJASSO奨学金応募項目(質問8)で「Yes」を選択してください。**信州大学交換留学生プログラムは「留学生交流支援制度」に採択された場合、「Yes」を選んだ方の中から信州大学の学内選考で候補者を選出し、下記の日程で選考結果を候補者の在籍大学に通知する予定です。**

秋期入学(9月下旬日本到着) : 6月下旬 春期入学(4月上旬日本到着) : 3月上旬

Students wishing to apply for a JASSO scholarship must check "Yes" on question 8 of the application form ("Are you intending to apply for a JASSO scholarship?"). Only applicants who check "Yes" will be considered for scholarship nomination. **If Shinshu University Exchange Student Program is selected by JASSO as a student exchange support program,** Shinshu University will inform the selected students of their nomination through their home universities by the following dates.

Autumn semester applicants (arriving in Japan in late September): Late June

Spring semester applicants (arriving in Japan in early April): Early March